


[Click Here for URL](https://suitabletech.com/accounts/login/?next=/installers)



[Login](#)

Welcome!

Go to this URL to download the software required to operate, or manage (Admin) the Beam.

 [Sign in with Google](#)

or

Please enter your email address and password to continue.

Email

Password ([Forgot password?](#))

Keep me logged in

[Sign in](#)

Sign in using either a Google account, or create a Beam account.

Products

- [Beam+](#)
- [BeamPro](#)

Company

- [About Us](#)
- [Contact Us](#)
- [Careers](#)
- [Press](#)
- [Blog](#)

Support

- [Beam Help Center](#)
- [Set Up a Beam](#)
- [Download Installer](#)
- [Documentation](#)
- [Privacy](#)
- [Terms of Use](#)



[Join our Mailing List](#)

© 2016 Suitable Technologies, Inc.

Beam Software Installers

Suggested Installer



Version 2.15.10 stable
Windows
beam-stable-2.15.10-win32.exe | 38.5 MB



Other Installers

Mac OS X

[stable_2.15.10 \(macosx\)](#) Mac OS X | Version 2.15.10 stable | 53.7 MB

Mobile Apps (beta)

The Beam iOS and Android allow you to connect to your Beam device while you're on the go. Beam in and connect from anywhere you have good internet connectivity.



Helpful Links

- [Latest Version](#)
- [Previous Versions](#)
- [Release Notes](#)

More Information

Before running an installer, please close any running Beam software on your computer.

Once you've started your download, you may want to take a look at our [documentation page](#) for guides to get you started.

Choose your OS.



Products

- [Beam+](#)
- [BeamPro](#)

Company

- [About Us](#)
- [Contact Us](#)
- [Careers](#)

Support

- [Beam Help Center](#)
- [Set Up a Beam](#)
- [Download Installer](#)



[Join our Mailing List](#)



Login



Options



Help

Sign in with either your
Google account or the
account you created for
the Beam website.



Welcome! Please login to
continue.



Sign in with Google

 Remember me[Forgot password?](#)

Beam

Welcome, Patrick Williams

Beams Options Help Sign Out



All Beams

Organizations

Patrick Williams's Organization

All Beams

Type to search for Beams

Gro...	Location	Name	Status	Charge	Labels	Last Use
Patrick Willi...		Patrick Willi...	Beam In	 2:11		5/31/2016
Patrick Willi...		Patrick Willi...	Beam In	 2:07		5/31/2016

After signing into the software, the devices associated with your account will be shown here. This is the same whether you're an Admin or User.

If no devices are listed here, you will need to request access to a beam. Contact your Beam administrator. Make sure to give them the account name (either the Google account or Beam account you signed up with.)



This is the device's view.

Double-Click on the device you wish to connect to. If you are an Admin you will connect to the device. If you are a user you will need to wait until the call is accepted.

This is the device control screen.

User controls for device.



Volume Mute Magnify Hide Controls Full Screen Call "Hold" Hang Up Screen Share (From Users Desktop to Beam Screen) Beam Speed



Vol. of Mic What people hear from the Beam



Clicking 'HDR' toggles HDR on and off. Hover over the linked screens to see information regarding connection. (Bandwith, etc.) The Battery Symbol shows remaining battery life.



Enter a status here